

ONYX VALVE CO

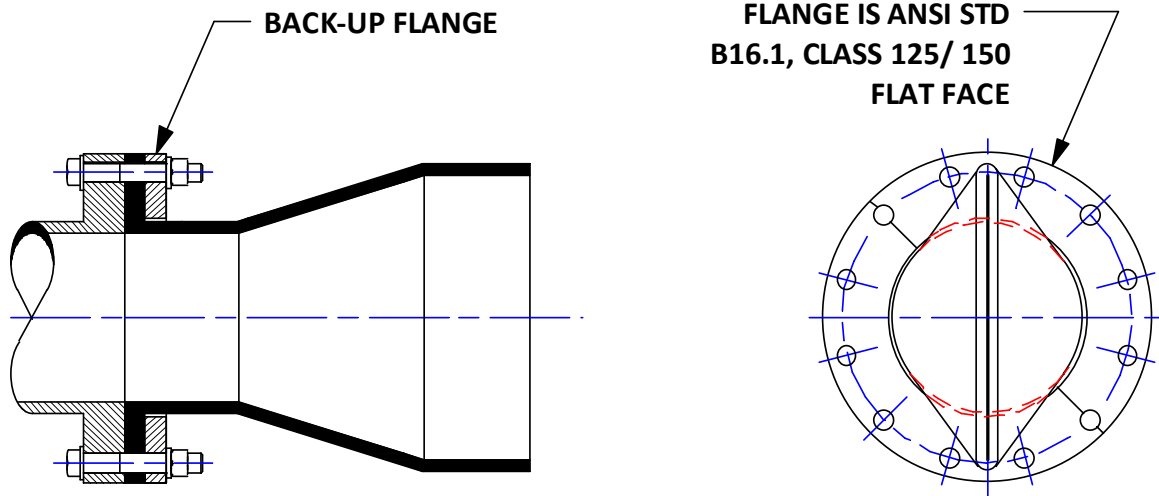
MODEL DBF DUCKBILL CHECK VALVE

Installation & Maintenance

OPERATION:

(08-10)

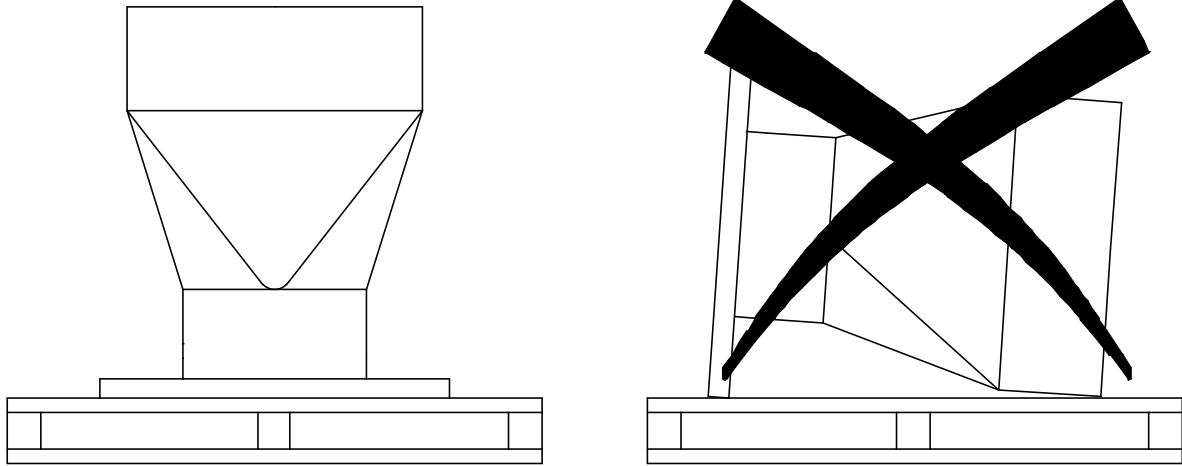
The Onyx series DBF is a flanged check valve that consists of a rubber sleeve and a metal back-up flange. The valve opens with very little resistance to forward flow and offers the maximum backflow prevention. The Onyx DBF duckbill check valves are designed to resist backpressure up to 30 feet (9 meters) of water.



STORAGE

Correct storage procedures extend usefulness of rubber sleeves in check valves. Ideal storage conditions are 50°F and 60% relative humidity.

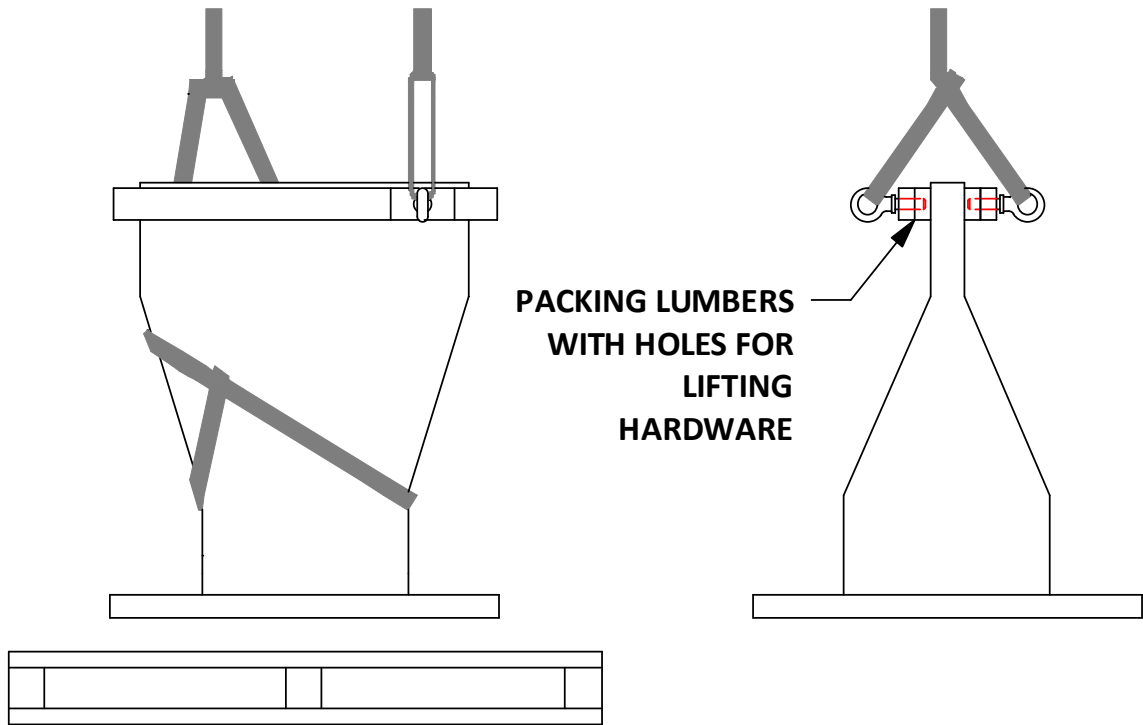
1. Store rubber sleeves in vertical position.
2. Keep rubber sleeves as cool as possible. Allow maximum ventilation in storage areas subject to high ambient summer temperatures. Truck trailers and storage sheds become incredibly hot during summer months. Avoid such locations.
3. Avoid sunlight. Ultra-violet light accelerates the deterioration of rubber. Leave the valves in its box or cover them with black plastic.
4. Avoid ozone. **DO NOT STORE** rubber sleeves near active electrical equipment. For long-term storage, coat the face and inside the sleeve twice yearly with silicone spray or liquid.



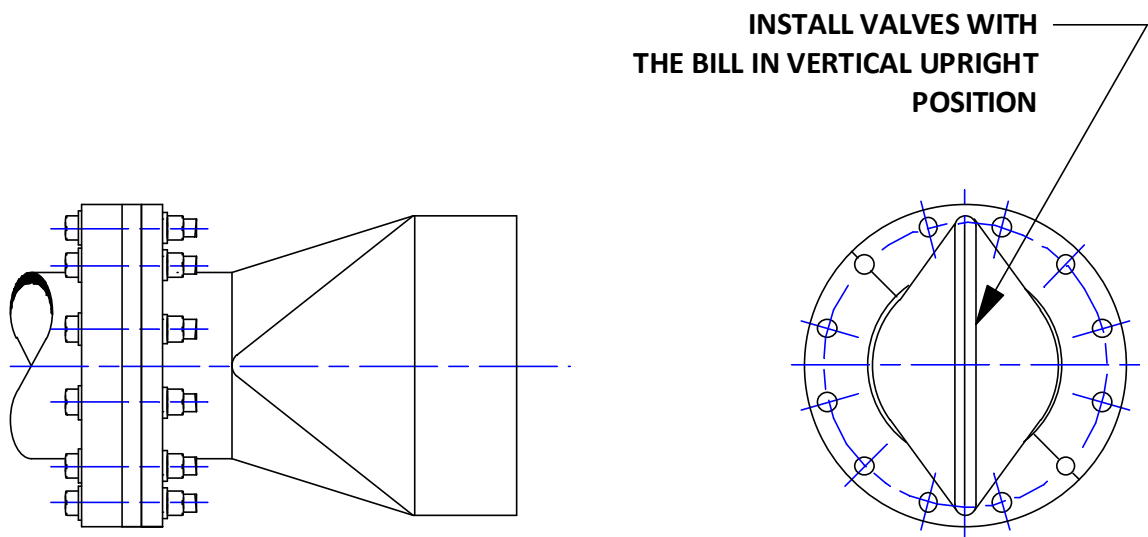
**STORE RUBBER SLEEVES IN VERTICAL
POSITION**

INSTALLATION:

1. Prior to installation, conduct visual inspection of valves.
2. For lifting of valves, use packing lumbers with holes provided for lifting hardware. Do not discard the packing lumbers until installation is completed.

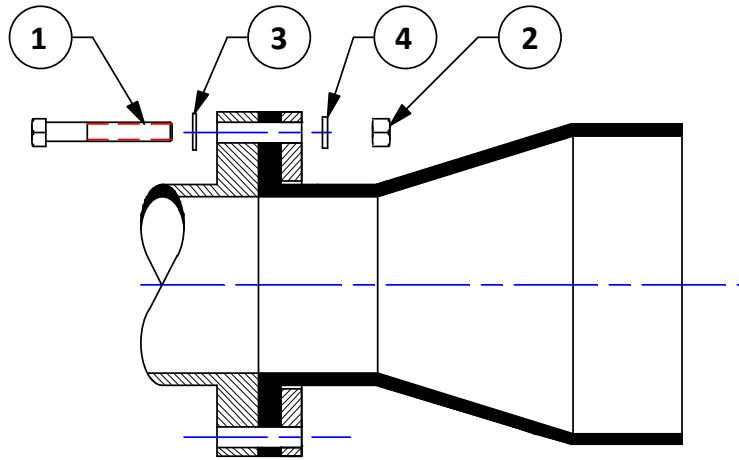


3. Install valves with the bill in vertical upright position.



4. Install valves as shown.

ITEM NO	DESCRIPTIONS
1	BOLTS
2	NUTS
3	WASHERS
4	LK WASHERS



Questions?

Contact Onyx Valve Co

Ph: 856-829-2888 Fax: 856-829-3080

e-mail: david@onyxvalve.com