

ONYX VALVE CO

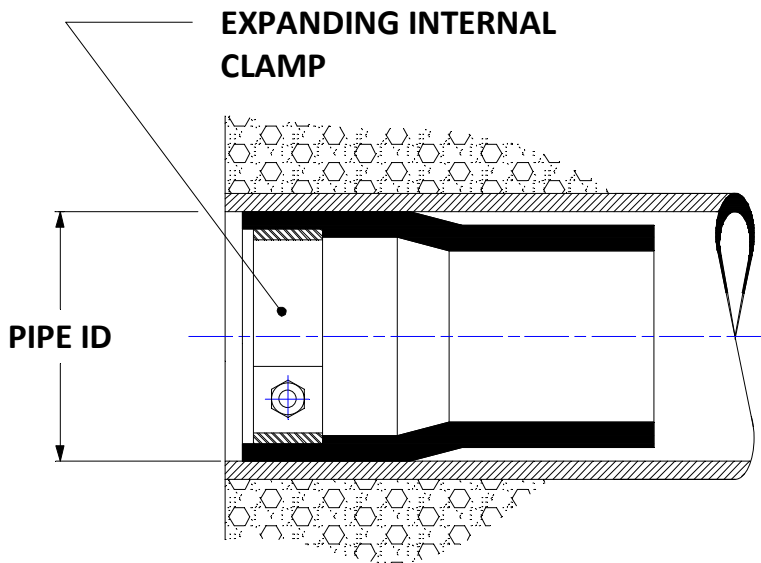
MODEL DBRS DUCKBILL CHECK VALVE

Installation & Maintenance

OPERATION:

(08-10)

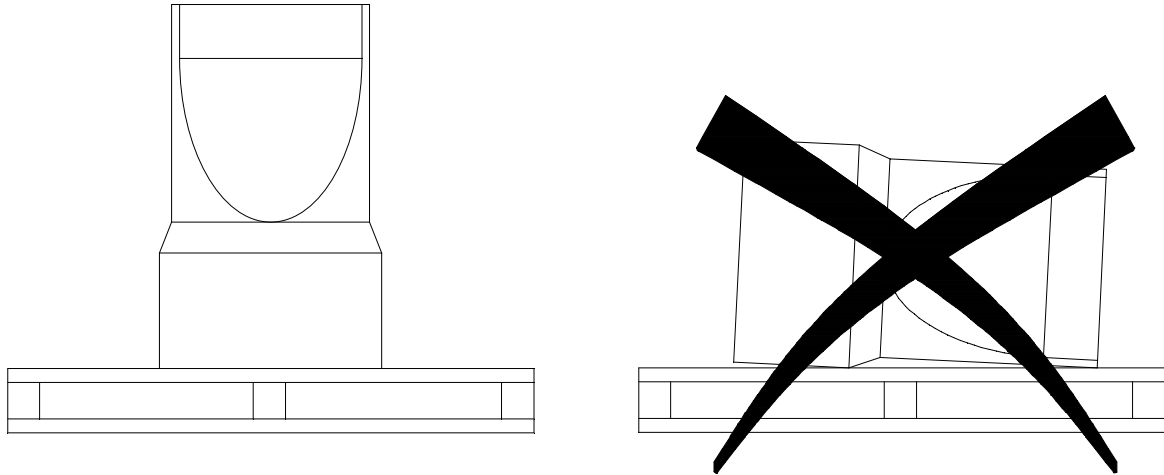
The Onyx series DBRS is a simple and dependable check valve designed for inside of pipe installations. The valve is slipped into the mating pipe and fastened with expanding internal clamp.



STORAGE

Correct storage procedures extend usefulness of rubber sleeves in check valves. Ideal storage conditions are 50°F and 60% relative humidity.

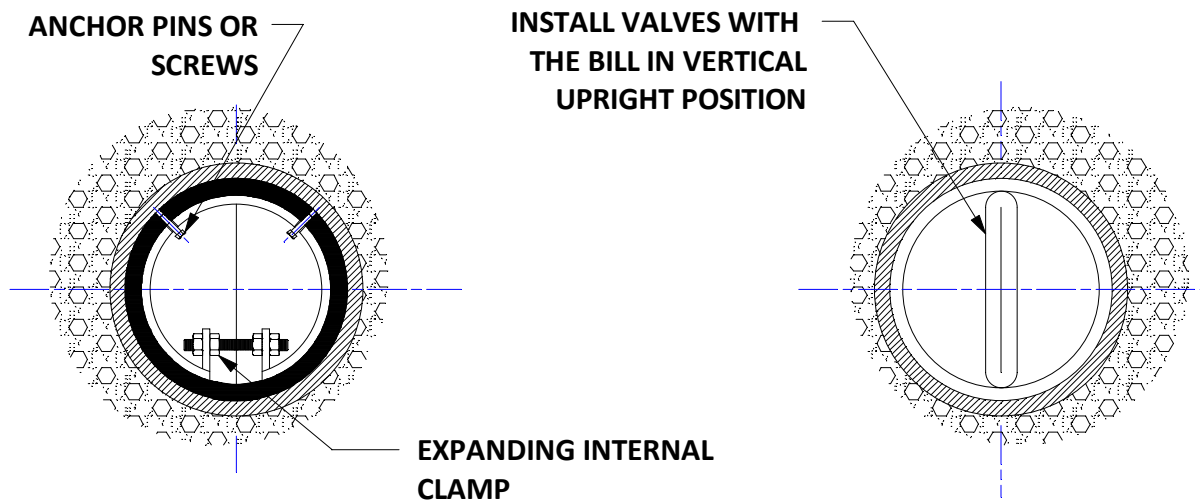
1. Store rubber sleeves in vertical position.
2. Keep rubber sleeves as cool as possible. Allow maximum ventilation in storage areas subject to high ambient summer temperatures. Truck trailers and storage sheds become incredibly hot during summer months. Avoid such locations.
3. Avoid sunlight. Ultra-violet light accelerates the deterioration of rubber. Leave the rubber sleeves in its box or cover the sleeves with black plastic.
4. Avoid ozone. **DO NOT STORE** rubber sleeves near active electrical equipment. For long-term storage, coat the face and inside the sleeve twice yearly with silicone spray or liquid.



STORE RUBBER SLEEVES IN VERTICAL POSITION

INSTALLATION:

1. Clean out the internal surface of mating pipe thoroughly.
2. Install valves with the bill in vertical upright position.
3. Tighten nuts of expanding clamp without over-tightening.
4. For larger valves, secure valves to the mating pipe with anchor pins or screws thru pre-drilled holes on expanding clamp.



Questions?

Contact Onyx Valve Co

Ph: 856-829-2888 Fax: 856-829-3080

e-mail: david@onyxvalve.com